

**Meiko USA**  
 1349 Heil Quaker Blvd.  
 Lavergne, TN 37086  
 800-868-3840

**WIRING DIAGRAM**

Model Number : FV40.2 / FV40.2G Energy Star  
 Voltage : 208V-240VAC 60Hz  
 Phase : 1 Phase

Released For Production : 02/10/2009  
 Editor : LS

**OPTIONS**

- INTERNAL CHEMICAL DOSING PUMPS
- DRAIN WATER TEMPERING KIT
- POWER CORD KIT
- INTEGRATED REVERSE OSMOSIS - INTERNAL (IO)
- INTEGRATED REVERSE OSMOSIS - EXTERNAL (RO)

RELEASE FOR PRODUCTION	02/10/2009	LST	
RELEASE ON SUPPLY	02/10/2009	LST	
LAST DRAWER	12/29/2011	SZ	
REVISION	12/29/2011	SZ	V1

WIRING DIAGRAM



FV40.2 / FV40.2G ENERGY STAR  
 208V - 240V 1 PH+G 60Hz  
 COVER PAGE

9676216

FV40.2 / FV40.2G

INPUT / OUTPUT ALLOCATION TABLE

LEVEL	INPUT / OUTPUT	ASSIGNMENT	CONNECTION
2-2	INPUT 1	S1: DOOR MONITORING SWITCH	XA6 1/9
2-2	INPUT 2	S2: BOOSTER LEVEL SWITCH	XA6 2/10
2-2	INPUT 3	S3: FLOOR LEAKAGE SWITCH	XA6 3
2-2	INPUT 4		XA6 4/12
2-2	INPUT 5		XA6 5/13
2-2	INPUT 6		XA6 6/14
2-2	INPUT 7	B4: HALL-SENSOR DETERGENT DOSING	XA6 7/15
2-2	INPUT 8		XA6 8/16
2-2	INPUT 9	FSK: RINSE AID LEVEL (OPTION)	XA4 1/2
2-2	INPUT 10	FSR: DETERGENT LEVEL (OPTION)	XA4 3/4
2-2	INPUT 11		XA4 5/6
2-2	INPUT 12		XA4 7/8
2-2	INPUT 22		XA4 9/10
2-2	INPUT 19	B1: BOOSTER TEMPERATURE SENSOR	XA5 1/2
2-2	INPUT 20	B2: TANK TEMPERATURE SENSOR	XA5 3/4
2-2	INPUT 21	B3: TANK LEVEL	XA10 1/2/3
2-3	OUTPUT 1	M1: WASH PUMP (WP)	XA1 4
2-3	OUTPUT 2	M2: BOOST-PUMP (DSP)	XA1 5
2-3	OUTPUT 3	M5: DRAIN PUMP (LP)	XA1 6
2-3	OUTPUT 4	M3: RINSE AID DOSING (KP)	XA2 2
2-3	OUTPUT 5	M4/Y4: DETERGENT DOSING (RP)	XA2 7
2-3	OUTPUT 6	K3: POWER CUTTING CONTACTOR	XA2 9
2-3	OUTPUT 7	Y1: FILLING VALVE	XA3 1
2-3	OUTPUT 8	Y2: SOFT START VALVE	XA3 2
2-3	OUTPUT 9	K1.1/K1.2: BOOSTER HEATING CONTACTOR	XA3 3
2-3	OUTPUT 10	K2: TANK HEATING CONTACTOR	XA3 4
2-3	OUTPUT 11		XA3 5
2-3	OUTPUT 12		XA3 6

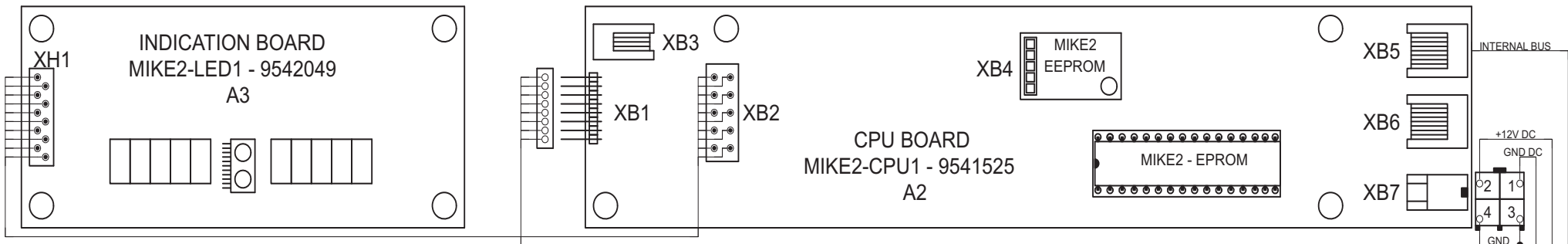
RELEASE FOR PRODUCTION	02/10/2009	LST	
RELEASE ON SUPPLY	02/10/2009	LST	
LAST DRAWER	12/29/2011	SZ	
REVISION	12/29/2011	SZ	V1

WIRING DIAGRAM

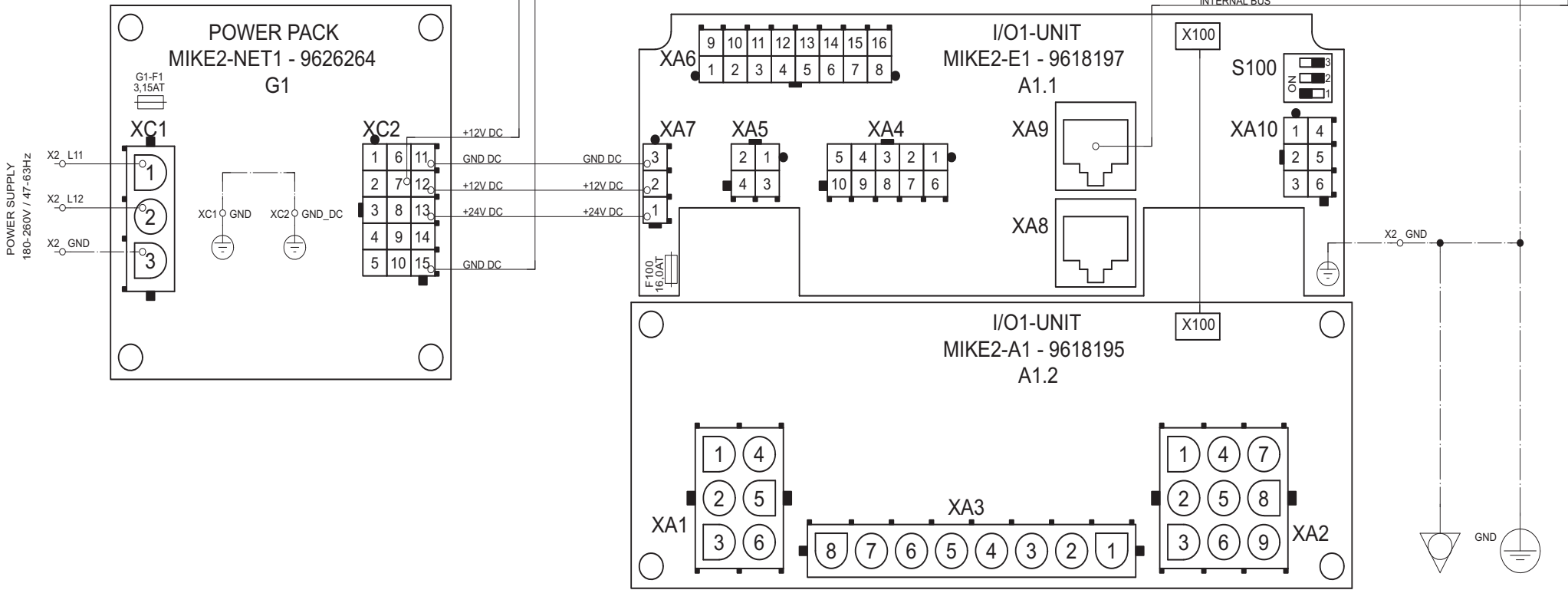


FV40.2 / FV40.2G ENERGY STAR  
208V - 240V 1 PH+G 60Hz  
ALLOCATION TABLE

9676216  
FV40.2 / FV40.2G



TOUCH PANEL 9207357



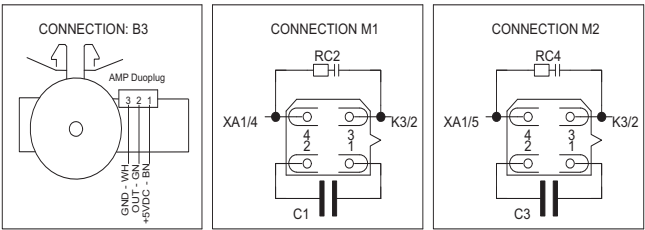
RELEASE FOR PRODUCTION	02/10/2009	LST	
RELEASE ON SUPPLY	02/10/2009	LST	
LAST DRAWER	12/29/2011	SZ	
REVISION	12/29/2011	SZ	V1

WIRING DIAGRAM



FV40.2 / FV40.2G ENERGY STAR  
208V - 240V 1 PH+G 60Hz  
CONTROL - ELECTRONIC

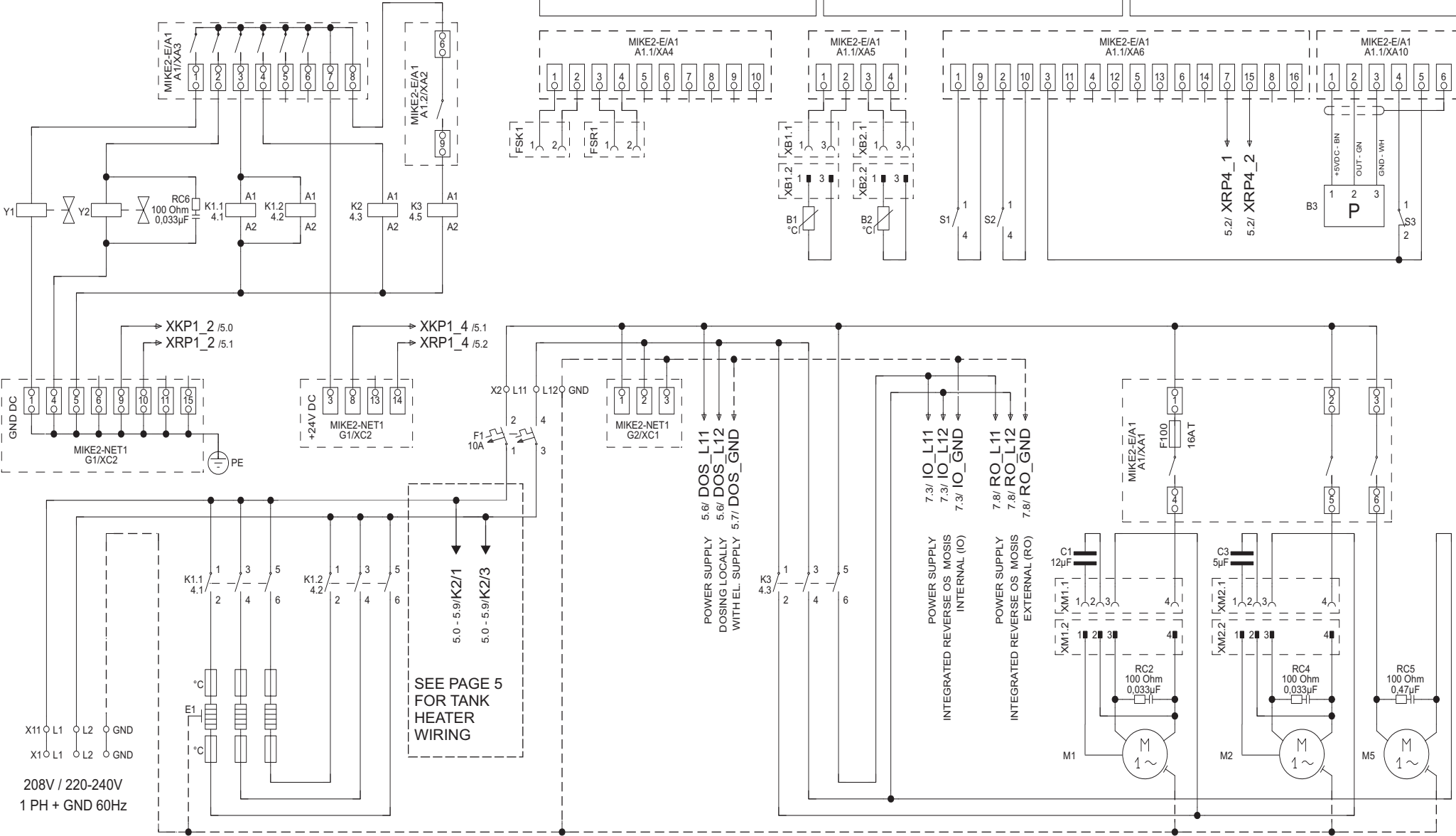
9676216	
FV40.2 / FV40.2G	Page 3



- ### SENSORS
- B1: BOOSTER TEMPERATURE SENSOR
  - B2: TANK TEMPERATURE SENSOR
  - B3: TANK LEVEL
  - B4: HALL-SENSOR DETERGENT DOSING
  - S1: DOOR SAFETY SWITCH
  - S2: BOOSTER LEVEL SWITCH
  - S3: FLOOR LEAKAGE SWITCH
  - FSK: LEVEL RINSE-AID
  - FSR: LEVEL DETERGENT

- ### COMPONENTS 24V DC
- K1.1: BOOSTER HEATING CONTACTOR
  - K1.2: BOOSTER HEATING CONTACTOR
  - K2: TANK HEATING CONTACTOR
  - K3: POWER CUTTING CONTACTOR
  - Y1: FILLING VALVE
  - Y2: SOFT START VALVE
  - Y4: VALVE DETERGENT DOSING
  - M3: RINSE AID DOSING (KP)
  - M4: DETERGENT DOSING (RP)

- ### COMPONENTS 208V/220-240V AC
- E1: BOOSTER HEATING 4.50 KW
  - E2.1: TANK HEATING 4.00 KW
  - M1: WASH PUMP (WP) 0.55 KW
  - M2: BOOST-PUMP (DSP) 0.16 KW
  - M5: DRAIN PUMP (LP) 0.09 KW
  - B5: WASH TANK HEATER HIGH LIMIT THERMOSTAT



208V / 220-240V  
1 PH + GND 60Hz

RELEASE FOR PRODUCTION	02/10/2009	LST	
RELEASE ON SUPPLY	02/10/2009	LST	
LAST DRAWER	12/29/2011	SZ	
REVISION	12/29/2011	SZ	V1

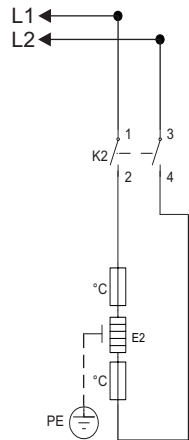
WIRING DIAGRAM



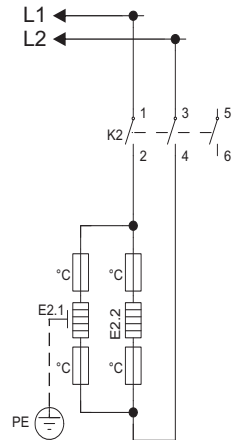
FV40.2 / FV40.2G ENERGY STAR  
208V - 240V 1 PH+G 60Hz  
OPERATING COMPONENTS

9676216  
FV40.2 / FV40.2G  
Page 4

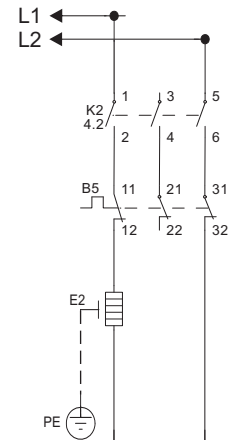
FOR UNITS WITH SERIAL NUMBER  
UP TO 30002714



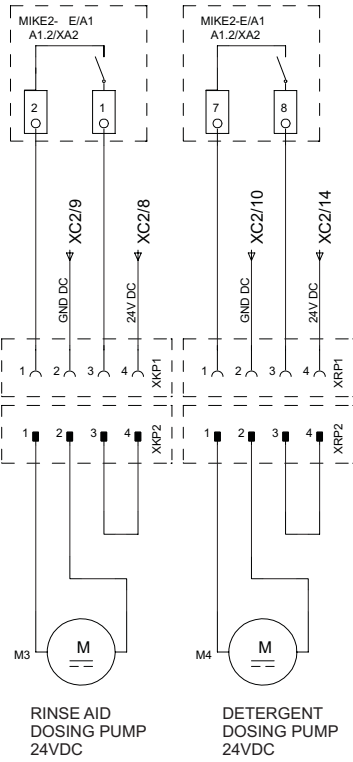
FOR UNITS WITH SERIAL NUMBER  
BETWEEN 30002715 - 30003007



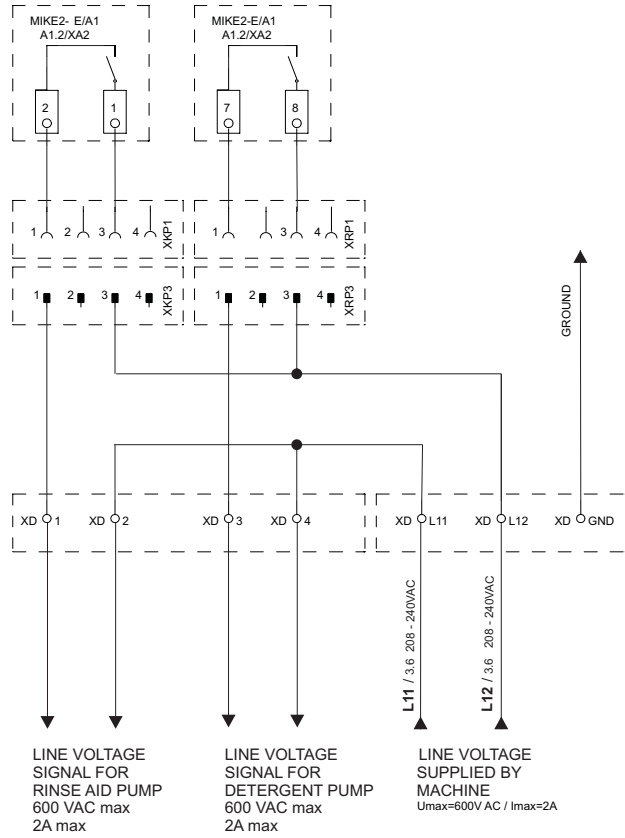
FOR UNITS WITH SERIAL NUMBER  
30003008 AND ABOVE



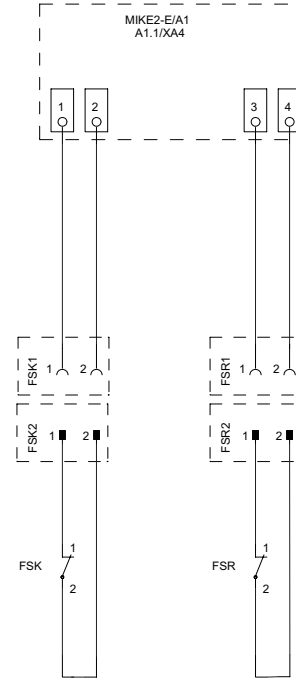
INTERNAL DOSING PUMPS - 24VDC



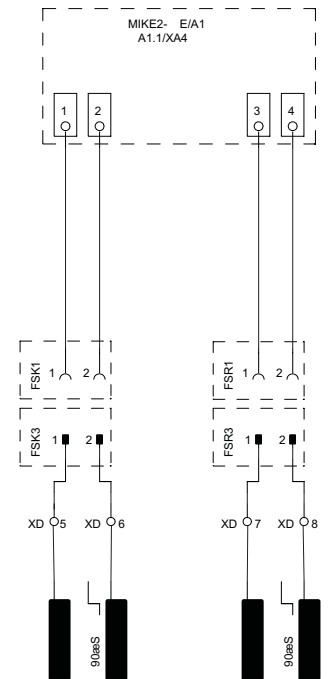
EXTERNAL DOSING PUMPS - LINE VOLTAGE



CHEMICAL AGENT LEVEL SENSOR (OPTIONAL)  
INTERNAL



CHEMICAL AGENT LEVEL SENSOR (OPTIONAL) - SUPPLIED BY OTHERS



RELEASE FOR PRODUCTION	02/10/2009	LST	
RELEASE ON SUPPLY	02/10/2009	LST	
LAST DRAWER	12/29/2011	SZ	
REVISION	12/29/2011	SZ	V1

WIRING DIAGRAM

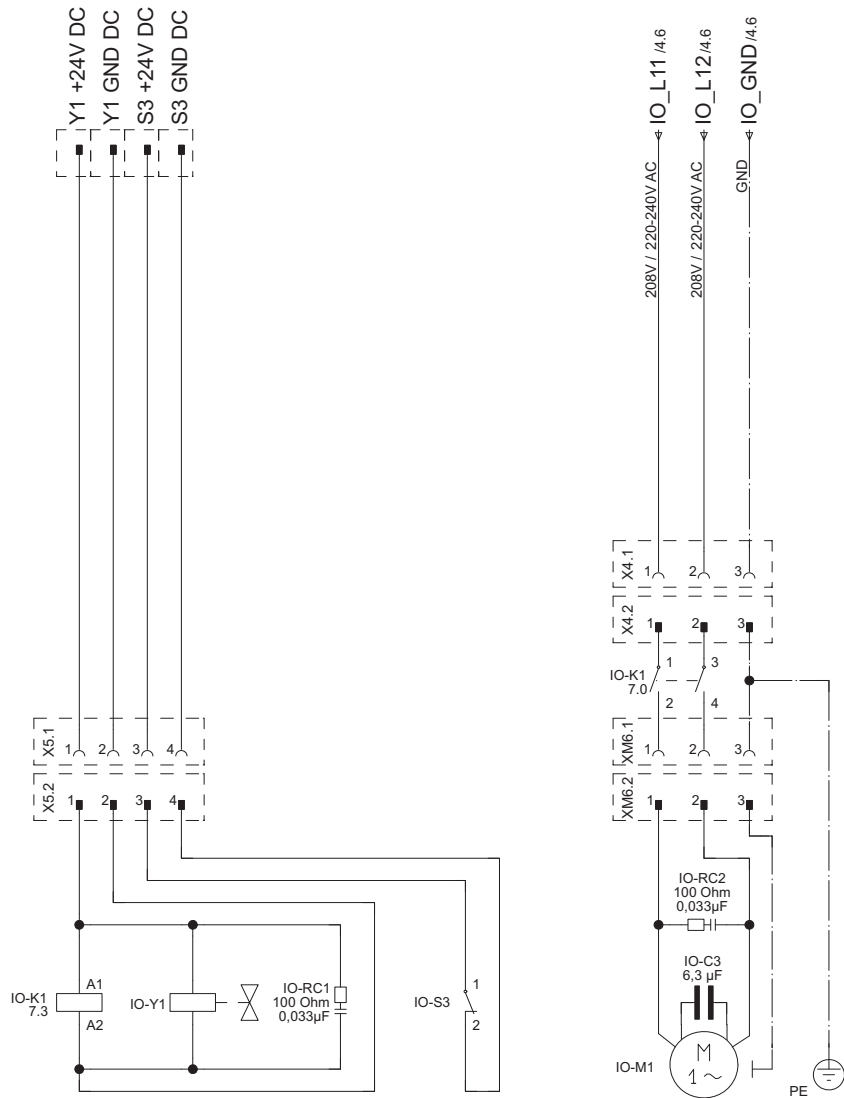


FV40.2 / FV40.2G ENERGY STAR  
208V - 240V 1 PH+G 60Hz  
CHEMICAL DOSING CONNECTIONS

9676216

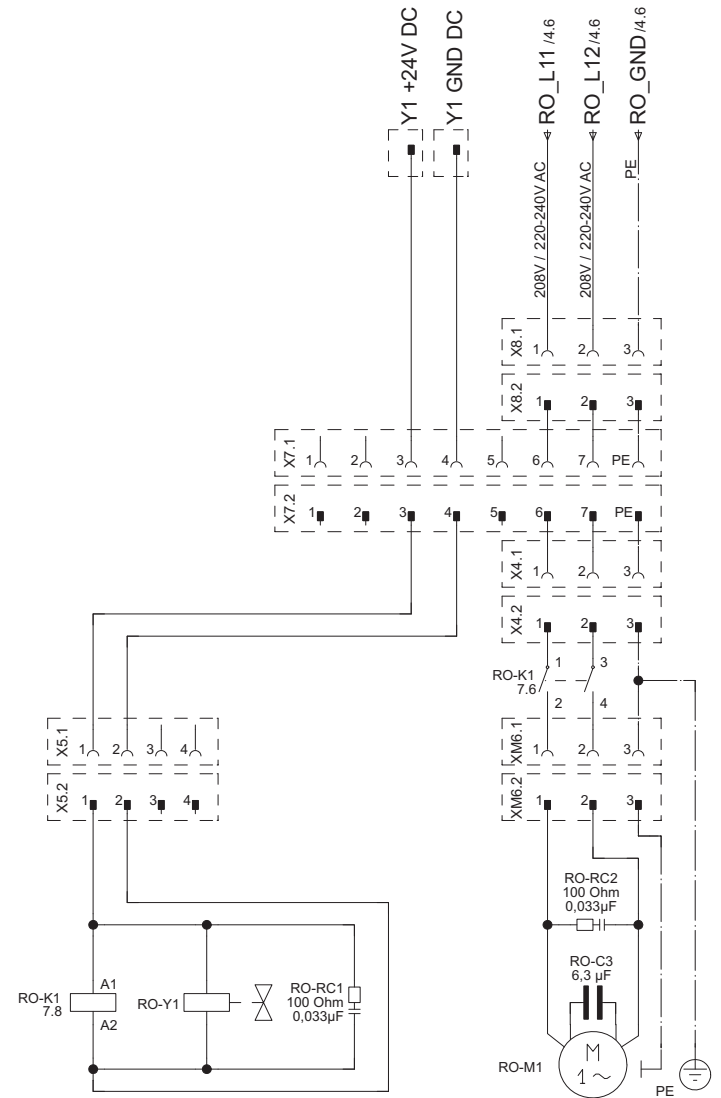
FV40.2 / FV40.2G

INTEGRATED REVERSE OSMOSIS - INTERNAL (IO)



- IO-K1: BOOST PUMP CONTACTOR
- IO-M1: BOOST-PUMP
- IO-S3: FLOOR LEAKAGE SWITCH
- IO-Y1: FILLING VALVE

INTEGRATED REVERSE OSMOSIS - EXTERNAL (RO)



- RO-K1: BOOST PUMP CONTACTOR
- RO-M1: BOOST-PUMP
- RO-Y1: FILLING VALVE

RELEASE FOR PRODUCTION	02/10/2009	LST	
RELEASE ON SUPPLY	02/10/2009	LST	
LAST DRAWER	12/29/2011	SZ	
REVISION	12/29/2011	SZ	V1

