

**MEIKO USA**  
 1349 Heil Quaker Blvd.  
 Lavergne, TN 37086  
 800-868-3840

**WIRING DIAGRAM**

Model Number : DV200.2  
 Voltage : 460 VAC 60Hz  
 Phase : 3 Phase

Released For Production :

Editor : SZ

**FOR USE WITH THE FOLLOWING OPTIONS:**

- Internal Chemical Dosing Pumps
- Drain Water Tempering Kit
- Power Cord Kit
- External Vent Fan Control
- Dual Tank Fill System

RELEASE FOR PRODUCTION	04/01/2005	LST	
RELEASE ON SUPPLY	04/01/2005	LST	
LAST DRAWER	11/09/2009	SZ	
REVISION			

WIRING DIAGRAM



DV200.2 USA  
 460V 3 PH+G 60Hz  
 COVER PAGE

9610373

DV200.2

INPUT / OUTPUT ALLOCATION TABLE			
LEVEL	INPUT / OUTPUT	ASSIGNMENT	CONNECTION
2-2	INPUT 1	S1: DOOR CLOSED	XA6 1/9
2-2	INPUT 2	S2: BOOSTER LEVEL SWITCH	XA6 2/10
2-2	INPUT 3	S3: FLOOR LEAKAGE	XA6 3
2-2	INPUT 4	S4: HOOD HANDLE START	XA6 4/12
2-2	INPUT 5		XA6 5/13
2-2	INPUT 6		XA6 6/14
2-2	INPUT 7		XA6 7/15
2-2	INPUT 8		XA6 8/16
2-2	INPUT 9	FSK: RINSE AID LEVEL (OPT.)	XA4 1/2
2-2	INPUT 10	FSR: DETERGENT LEVEL (OPT.)	XA4 3/4
2-2	INPUT 11		XA4 5/6
2-2	INPUT 12		XA4 7/8
2-2	INPUT 22		XA4 9/10
2-2	INPUT 19	B1: BOOSTER TEMPERATURE	XA5 1/2
2-2	INPUT 20	B2: TANK TEMPERATURE	XA5 3/4
2-2	INPUT 21	B3: TANK LEVEL	XA10 1/2/3
2-3	OUTPUT 1	K3: WASH PUMP	XA1 4
2-3	OUTPUT 2	K4: BOOST-PUMP	XA1 5
2-3	OUTPUT 3	K5: DRAIN PUMP	XA1 6
2-3	OUTPUT 4	M3/KP: RINSE AID DOSING	XA2 2
2-3	OUTPUT 5	M4/RP: DETERGENT DOSING	XA2 7
2-3	OUTPUT 6		XA2 9
2-3	OUTPUT 7	Y1: FILLING VALVE	XA3 1
2-3	OUTPUT 8	Y2: SOFT START VALVE	XA3 2
2-3	OUTPUT 9	K1: BOOSTER CONTACTOR	XA3 3
2-3	OUTPUT 10	K2: TANK HEAT. CONTACTOR	XA3 4
2-3	OUTPUT 11		XA3 5
2-3	OUTPUT 12		XA3 6

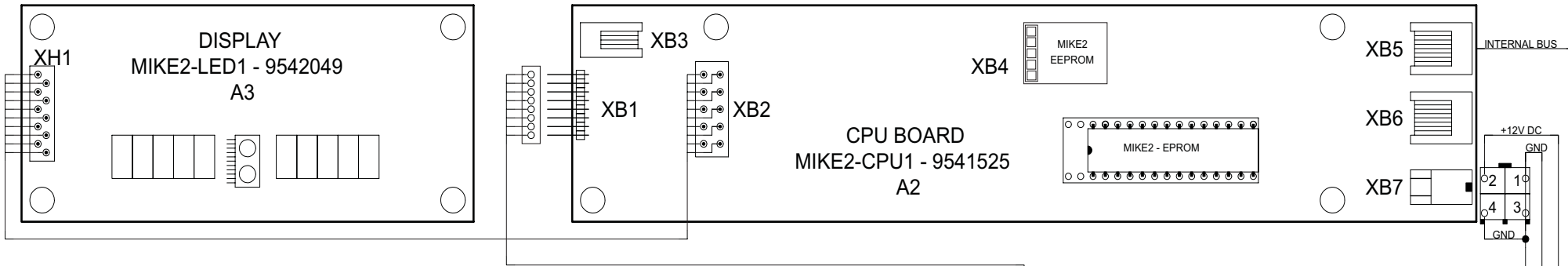
RELEASE FOR PRODUCTION	04/01/2005	LST	
RELEASE ON SUPPLY	04/01/2005	LST	
LAST DRAWER	11/09/2009	SZ	
REVISION			

WIRING DIAGRAM

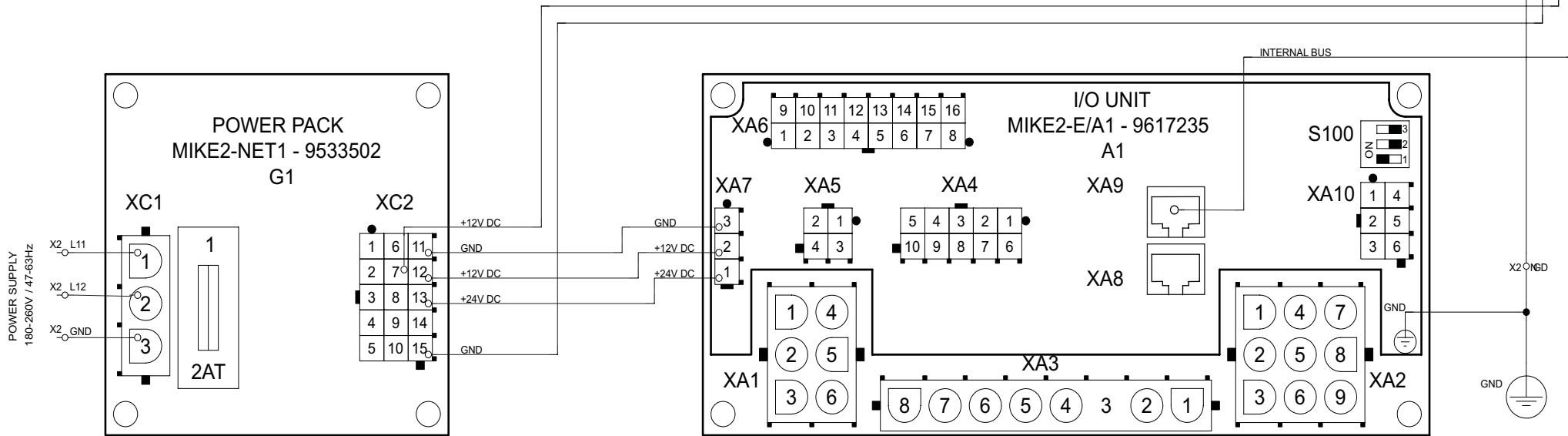


DV200.2 USA  
460V 3 PH+G 60Hz  
ALLOCATION TABLE

9610373  
DV200.2



TOUCH PANEL  
PART NUMBER: 9207357  
A4



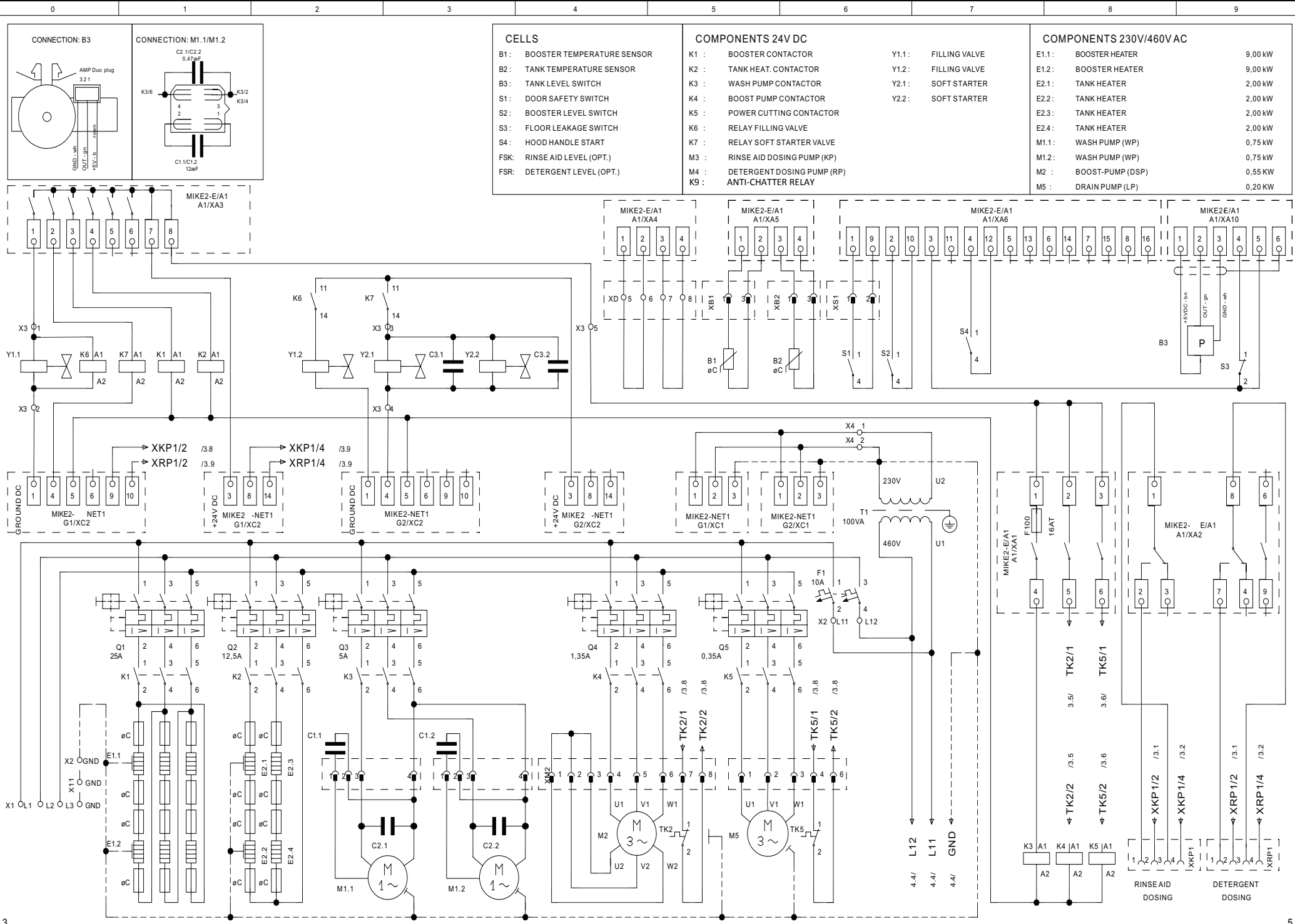
RELEASE FOR PRODUCTION	04/01/2005	LST	
RELEASE ON SUPPLY	04/01/2005	LST	
LAST DRAWER	11/09/2009	SZ	
REVISION			

WIRING DIAGRAM



DV200.2 USA  
460V 3 PH+G 60Hz  
ELECTRONIC CONTROL

9610373  
DV200.2



- CELLS**
- B1: BOOSTER TEMPERATURE SENSOR
  - B2: TANK TEMPERATURE SENSOR
  - B3: TANK LEVEL SWITCH
  - S1: DOOR SAFETY SWITCH
  - S2: BOOSTER LEVEL SWITCH
  - S3: FLOOR LEAKAGE SWITCH
  - S4: HOOD HANDLE START
  - FSK: RINSE AID LEVEL (OPT.)
  - FSR: DETERGENT LEVEL (OPT.)

- COMPONENTS 24V DC**
- K1: BOOSTER CONTACTOR
  - K2: TANK HEAT. CONTACTOR
  - K3: WASH PUMP CONTACTOR
  - K4: BOOST PUMP CONTACTOR
  - K5: POWER CUTTING CONTACTOR
  - K6: RELAY FILLING VALVE
  - K7: RELAY SOFT STARTER VALVE
  - M3: RINSE AID DOSING PUMP (KP)
  - M4: DETERGENT DOSING PUMP (RP)
  - K9: ANTI-CHATTER RELAY

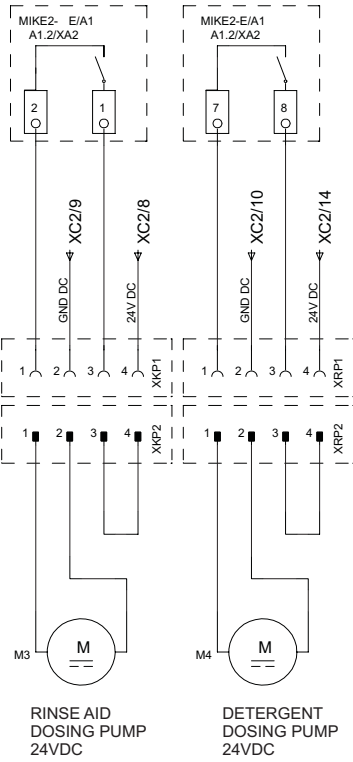
- COMPONENTS 230V/460V AC**
- E1.1: BOOSTER HEATER 9,00 kW
  - E1.2: BOOSTER HEATER 9,00 kW
  - E2.1: TANK HEATER 2,00 kW
  - E2.2: TANK HEATER 2,00 kW
  - E2.3: TANK HEATER 2,00 kW
  - E2.4: TANK HEATER 2,00 kW
  - M1.1: WASH PUMP (WP) 0,75 kW
  - M1.2: WASH PUMP (WP) 0,75 kW
  - M2: BOOST-PUMP (DSP) 0,55 kW
  - M5: DRAIN PUMP (LP) 0,20 kW

RELEASE FOR PRODUCTION	04/01/2005	LST
RELEASE ON SUPPLY	04/01/2005	LST
LAST DRAWER	11/09/2009	SZ
REVISION		

**WIRING DIAGRAM**

DV200.2 USA  
460V 3 PH+G 60Hz  
ELECTRONIC CONTROL

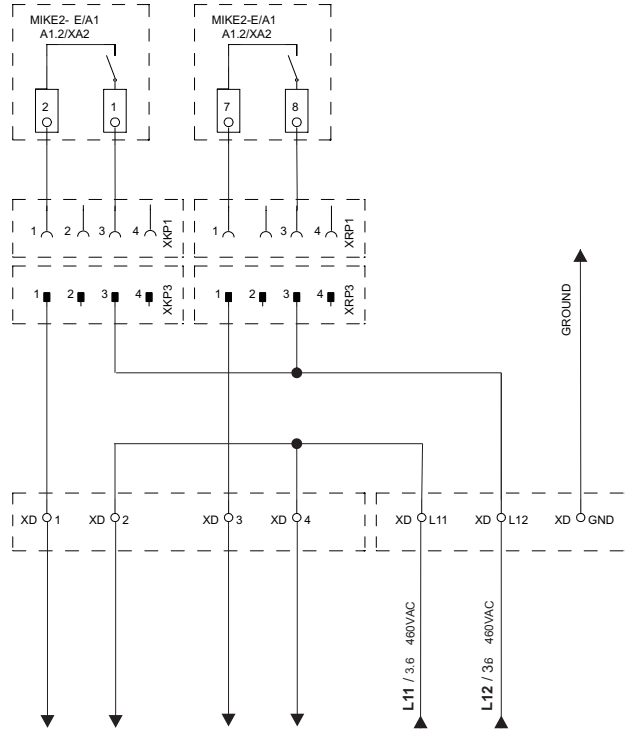
INTERNAL DOSING PUMPS - 24VDC



RINSE AID  
DOSING PUMP  
24VDC

DETERGENT  
DOSING PUMP  
24VDC

EXTERNAL DOSING PUMPS - LINE VOLTAGE

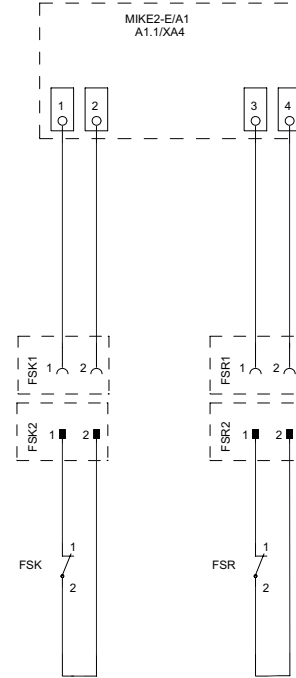


LINE VOLTAGE  
SIGNAL FOR  
RINSE AID PUMP  
600 VAC max  
2A max

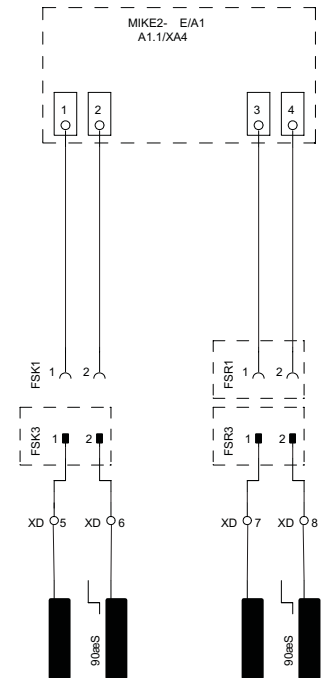
LINE VOLTAGE  
SIGNAL FOR  
DETERGENT PUMP  
600 VAC max  
2A max

LINE VOLTAGE  
SUPPLIED BY  
MACHINE  
U<sub>max</sub>=600V AC / I<sub>max</sub>=2A

CHEMICAL AGENT LEVEL SENSOR (OPTIONAL)



CHEMICAL AGENT LEVEL SENSOR (OPTIONAL)



4

RELEASE FOR PRODUCTION	04/01/2005	LST
RELEASE ON SUPPLY	04/01/2005	LST
LAST DRAWER	11/09/2009	SZ
REVISION		

WIRING DIAGRAM

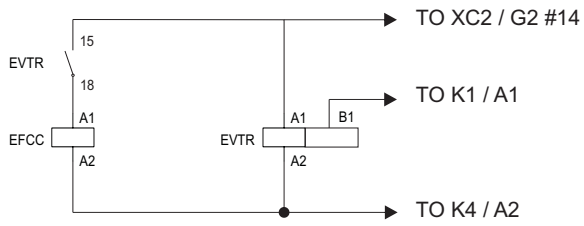


DV200.2 USA  
460V 3 PH+G 60Hz  
CHEMICAL DOSING CONNECTIONS

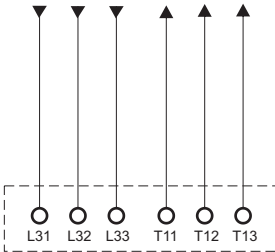
9610373

DV200.2

### EXTERNAL VENT FAN CONTROL

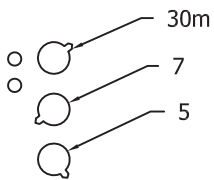


LINE VOLTAGE FOR EXHAUST FAN - IN\*  
 LINE VOLTAGE TO EXHAUST FAN - OUT\*



\* 12 AWG 20A MAXIMUM

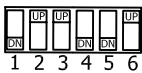
### EVTR TIMER SETTINGS - DIAL STYLE



### EVTR TIMER SETTINGS - DIP SWITCH STYLE



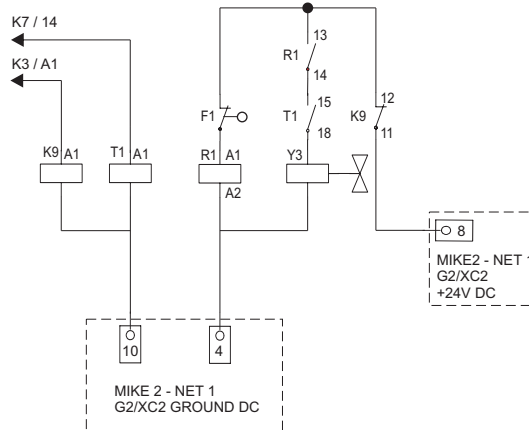
SET TO 80 %



SET DIP SWITCHES TO:

- 1 - DOWN
- 2 - UP
- 3 - UP
- 4 - DOWN
- 5 - DOWN
- 6 - UP

### WASH TANK FILL



- F1: WASH TANK FLOAT
- K9: ANTI CHATTER RELAY
- R1: WASH TANK FILL RELAY
- T1: OFF DELAY TIMER WASH TANK FILL (SET TO 30 SECONDS)
- Y3: WASH TANK FILLING VALVE

5

RELEASE FOR PRODUCTION	04/01/2005	LST	
RELEASE ON SUPPLY	04/01/2005	LST	
LAST DRAWER	08/16/2010	SZ	
REVISION			

WIRING DIAGRAM



DV200.2 USA  
 460V 3 PH+G 60Hz  
 MACHINE OPTIONS

9610373

DV200.2