

**Meiko USA**  
 1349 Heil Quaker Blvd.  
 Lavergne, TN 37086  
 800-868-3840

**WIRING DIAGRAM**

Model Number : DV120.2T TALL HOOD

Voltage : 460 VAC 60 HZ

Phase : 3~

Released For Production :

Editor : sz

**FOR USE WITH THE FOLLOWING OPTIONS:**

- Internal Chemical Dosing Pumps
- Drain Water Tempering Kit
- Power Cord Kit
- External Vent Fan Control

|                        |            |     |  |
|------------------------|------------|-----|--|
| RELEASE FOR PRODUCTION | 04/01/2005 | LST |  |
| RELEASE ON SUPPLY      | 04/01/2005 | LST |  |
| LAST DRAWER            | 10/22/2009 | SZ  |  |
| REVISION               |            |     |  |

WIRING DIAGRAM



DV120.2T  
 460V 3 PH+G 60Hz  
 COVER PAGE

9643833

DV120.2T

| INPUT / OUTPUT ALLOCATION TABLE |                |                               |            |
|---------------------------------|----------------|-------------------------------|------------|
| LEVEL                           | INPUT / OUTPUT | ASSIGNMENT                    | CONNECTION |
| 2-2                             | INPUT 1        | S1: DOOR CLOSED               | XA6 1/9    |
| 2-2                             | INPUT 2        | S2: BOOSTER LEVEL SWITCH      | XA6 2/10   |
| 2-2                             | INPUT 3        | S3: FLOOR LEAKAGE             | XA6 3      |
| 2-2                             | INPUT 4        |                               | XA6 4/12   |
| 2-2                             | INPUT 5        |                               | XA6 5/13   |
| 2-2                             | INPUT 6        |                               | XA6 6/14   |
| 2-2                             | INPUT 7        |                               | XA6 7/15   |
| 2-2                             | INPUT 8        |                               | XA6 8/16   |
| 2-2                             | INPUT 9        | FSK: RINSE AID LEVEL (OPT.)   | XA4 1/2    |
| 2-2                             | INPUT 10       | FSR: DETERGENT LEVEL (OPT.)   | XA4 3/4    |
| 2-2                             | INPUT 11       |                               | XA4 5/6    |
| 2-2                             | INPUT 12       |                               | XA4 7/8    |
| 2-2                             | INPUT 22       |                               | XA4 9/10   |
| 2-2                             | INPUT 19       | B1: BOOSTER TEMPERATURE       | XA5 1/2    |
| 2-2                             | INPUT 20       | B2: TANK TEMPERATURE          | XA5 3/4    |
| 2-2                             | INPUT 21       | B3: TANK LEVEL                | XA10 1/2/3 |
| 2-3                             | OUTPUT 1       | U1-S1: FREQUENCY CONVERTER    | XA1 4      |
| 2-3                             | OUTPUT 2       | K4: BOOSTER PUMP CONTACTOR    | XA1 5      |
| 2-3                             | OUTPUT 3       | K5: DRAIN PUMP CONTACTOR      | XA1 6      |
| 2-3                             | OUTPUT 4       | M3/KP: RINSE AID DOSING       | XA2 2      |
| 2-3                             | OUTPUT 5       | M4/RP: DETERGENT DOSING       | XA2 7      |
| 2-3                             | OUTPUT 6       | K3: POWER CUTTING             | XA2 9      |
| 2-3                             | OUTPUT 7       | Y1: FILLING VALVE             | XA3 1      |
| 2-3                             | OUTPUT 8       |                               | XA3 2      |
| 2-3                             | OUTPUT 9       | K1: BOOSTER HEATING CONTACTOR | XA3 3      |
| 2-3                             | OUTPUT 10      | K2: TANK HEATING CONTACTOR    | XA3 4      |
| 2-3                             | OUTPUT 11      | U1-S5: FREQUENCY CONVERTER    | XA3 5      |
| 2-3                             | OUTPUT 12      | U1-S6: FREQUENCY CONVERTER    | XA3 6      |

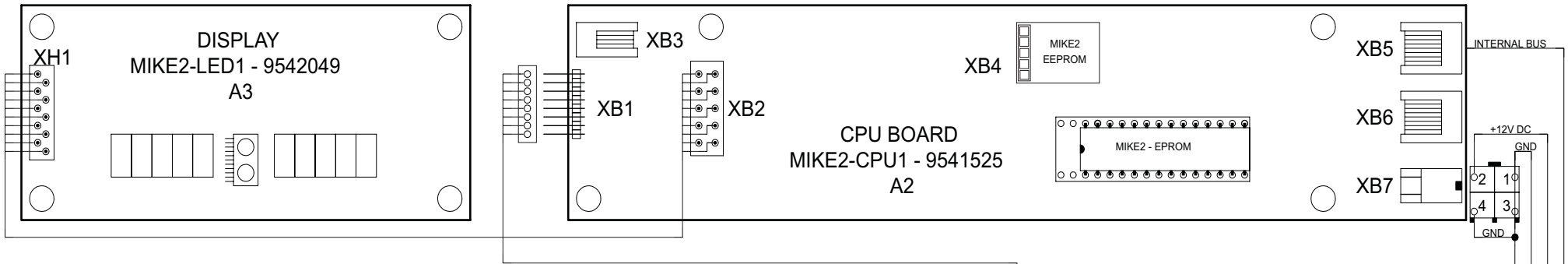
|                        |            |     |  |
|------------------------|------------|-----|--|
| RELEASE FOR PRODUCTION | 04/01/2005 | LST |  |
| RELEASE ON SUPPLY      | 04/01/2005 | LST |  |
| LAST DRAWER            | 03/21/2005 | LST |  |
| REVISION               |            |     |  |

WIRING DIAGRAM

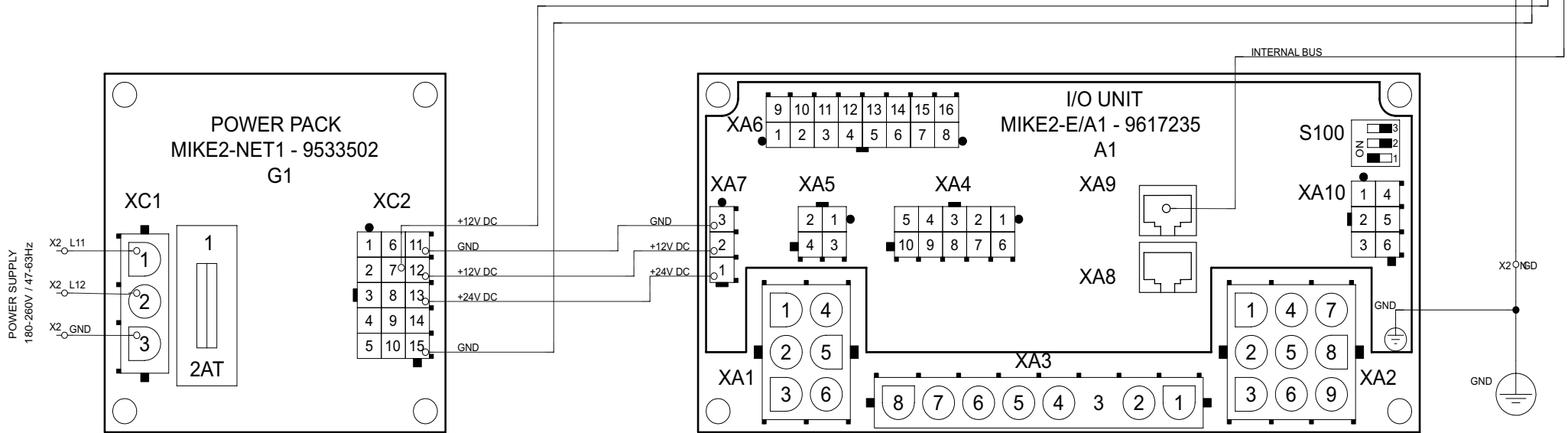


DV120.2T  
460V 3 PH+G 60Hz  
ALLOCATION TABLE

9643833  
DV120.2T



TOUCH PANEL  
PART NUMBER: 9207357  
A4



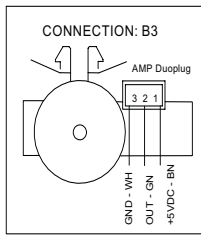
|                        |            |     |  |
|------------------------|------------|-----|--|
| RELEASE FOR PRODUCTION | 04/01/2005 | LST |  |
| RELEASE ON SUPPLY      | 04/01/2005 | LST |  |
| LAST DRAWER            | 03/21/2005 | LST |  |
| REVISION               |            |     |  |

WIRING DIAGRAM



DV120.2T  
460V 3 PH+G 60Hz  
ELECTRONIC CONTROL

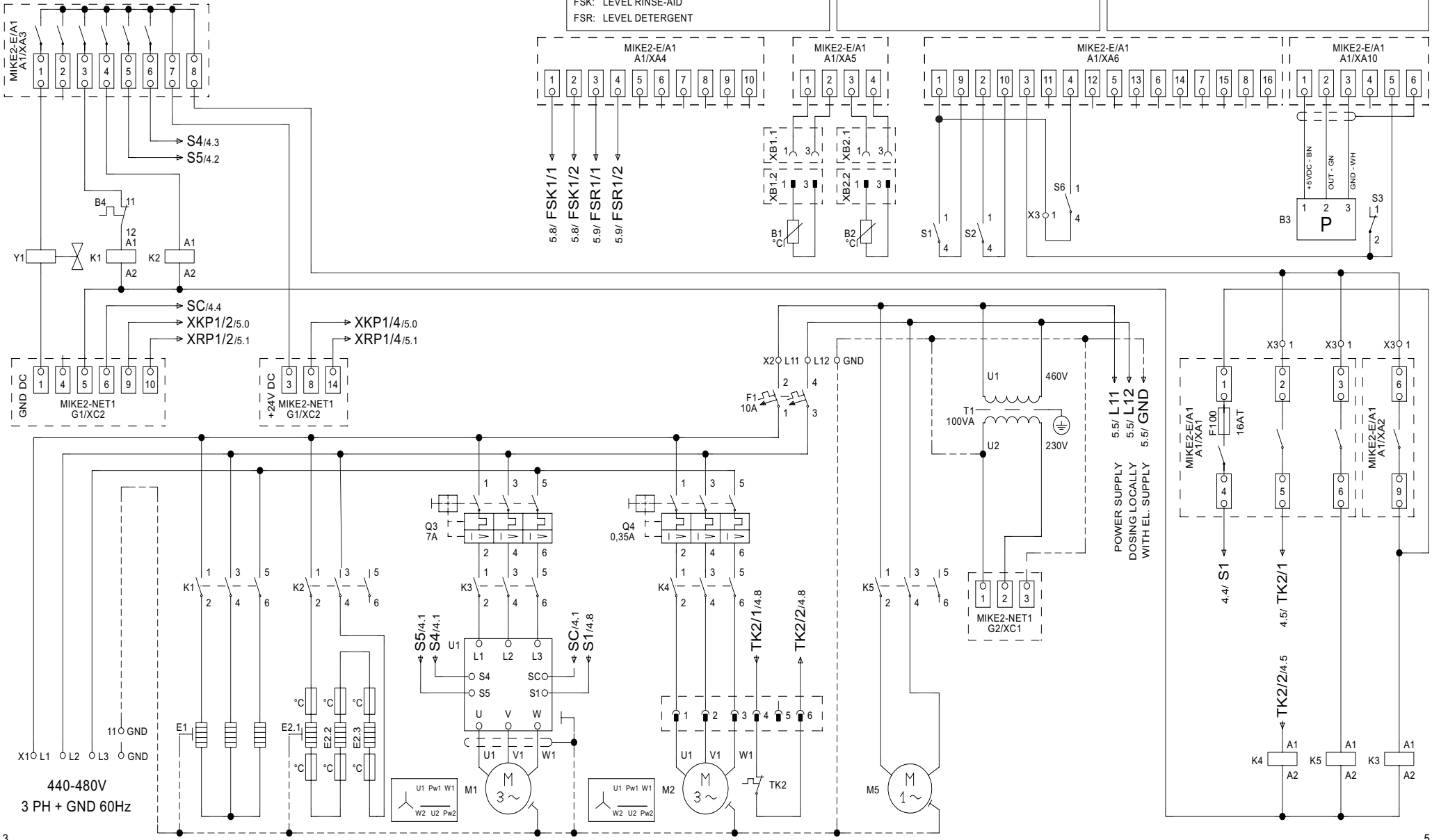
9643833  
DV120.2T



- ### SENSORS
- B1: BOOSTER TEMPERATURE SENSOR
  - B2: TANK TEMPERATURE SENSOR
  - B3: TANK LEVEL
  - B4: TEMPERATURE LIMITER
  - S1: DOOR SAFETY SWITCH
  - S2: BOOSTER LEVEL SWITCH
  - S3: FLOOR LEAKAGE SWITCH
  - S6: INTELLISTART SWITCH
  - FSK: LEVEL RINSE-AID
  - FSR: LEVEL DETERGENT

- ### COMPONENTS 24V DC
- K1: BOOSTER HEATING CONTACTOR
  - K2: TANK HEATING CONTACTOR
  - K3: WASH PUMP CONTACTOR
  - K4: BOOST PUMP CONTACTOR
  - K5: DRAIN PUMP CONTACTOR
  - Y1: FILLING VALVE
  - M3: RINSE AID DOSING (KP)
  - M4: DETERGENT DOSING (RP)

- ### COMPONENTS 208V/220-240V AC
- E1: BOOSTER HEATING 9,00 KW
  - E2.1: TANK HEATING 2,00 KW
  - E2.2: TANK HEATING 2,00 KW
  - E2.3: TANK HEATING 2,00 KW
  - M1: WASH PUMP (WP) 1,50 KW
  - M2: BOOST-PUMP (DSP) 0,16 KW
  - M5: DRAIN PUMP (LP) 0,09 KW
  - U1: FREQUENCY CONVERTER



|                        |            |     |
|------------------------|------------|-----|
| RELEASE FOR PRODUCTION | 04/01/2005 | LST |
| RELEASE ON SUPPLY      | 04/01/2005 | LST |
| LAST DRAWER            | 03/21/2005 | LST |
| REVISION               |            |     |

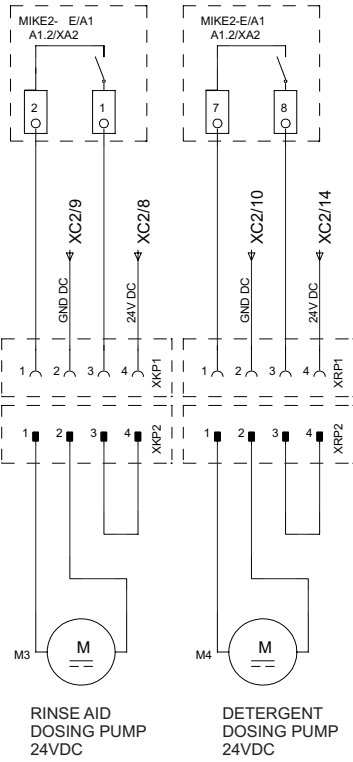
WIRING DIAGRAM



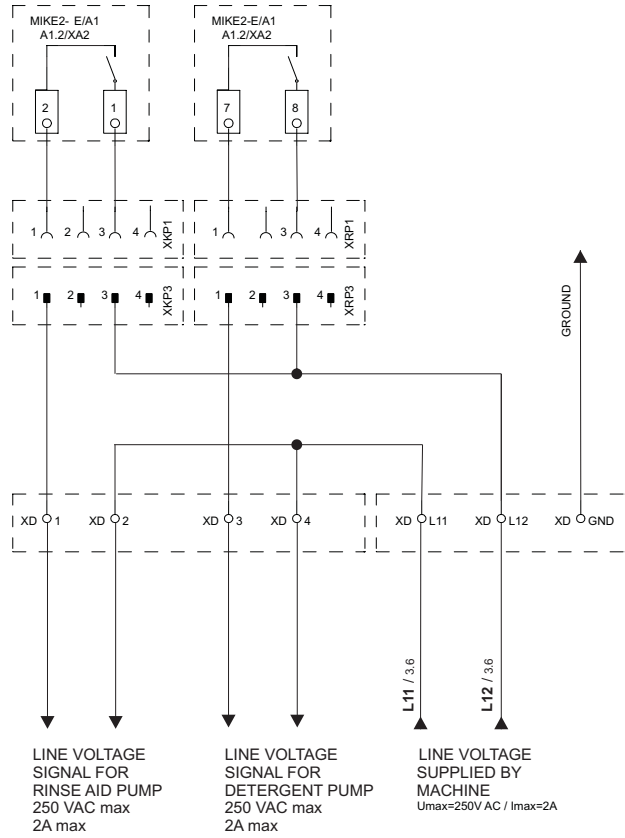
DV120.2T  
460V 3 PH+G 60Hz  
ELECTRONIC CONTROL

9643833  
DV120.2T  
Page 4

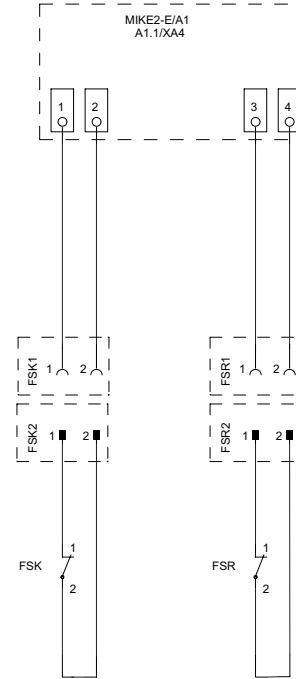
INTERNAL DOSING PUMPS - 24VDC



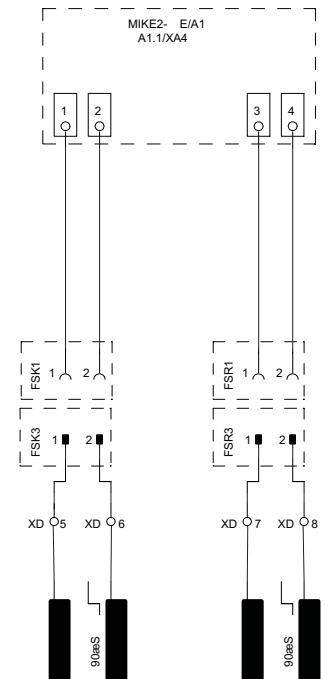
EXTERNAL DOSING PUMPS - LINE VOLTAGE



CHEMICAL AGENT LEVEL SENSOR (OPTIONAL)



CHEMICAL AGENT LEVEL SENSOR (OPTIONAL)



4

|                        |            |     |
|------------------------|------------|-----|
| RELEASE FOR PRODUCTION | 04/01/2005 | LST |
| RELEASE ON SUPPLY      | 04/01/2005 | LST |
| LAST DRAWER            | 03/21/2005 | LST |
| REVISION               |            |     |

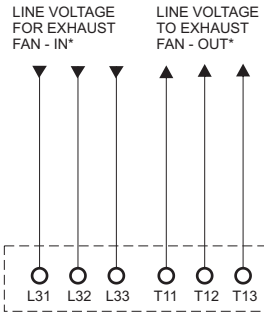
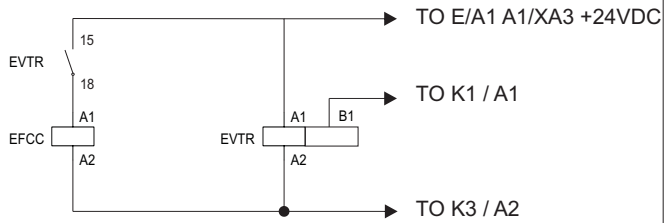
WIRING DIAGRAM



DV120.2T  
460V 3 PH+G 60Hz  
CHEMICAL DOSING CONNECTIONS

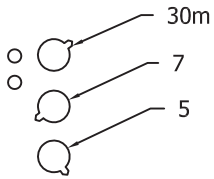
9643833  
DV120.2T  
Page 5

EXTERNAL VENT FAN CONTROL



\* 12 AWG 20A MAXIMUM

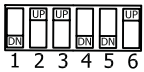
EVTR TIMER SETTINGS - DIAL STYLE



EVTR TIMER SETTINGS - DIP SWITCH STYLE



SET TO 80 %



SET DIP SWITCHES TO:

- 1 - DOWN
- 2 - UP
- 3 - UP
- 4 - DOWN
- 5 - DOWN
- 6 - UP

5

|                        |            |     |  |
|------------------------|------------|-----|--|
| RELEASE FOR PRODUCTION | 04/01/2005 | LST |  |
| RELEASE ON SUPPLY      | 04/01/2005 | LST |  |
| LAST DRAWER            | 08/16/2010 | LST |  |
| REVISION               |            |     |  |

WIRING DIAGRAM



DV120.2T  
460V 3 PH+G 60Hz  
MACHINE OPTIONS

9643833

DV120.2T