

D

C

B

A

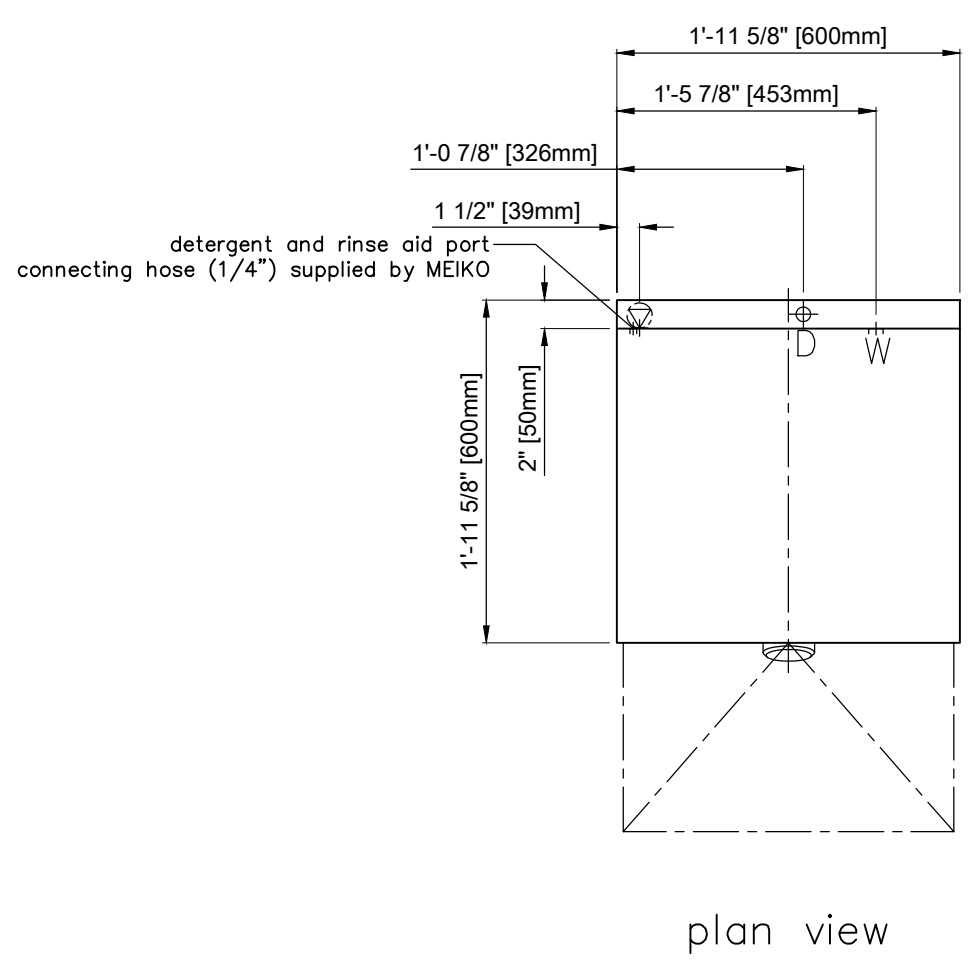
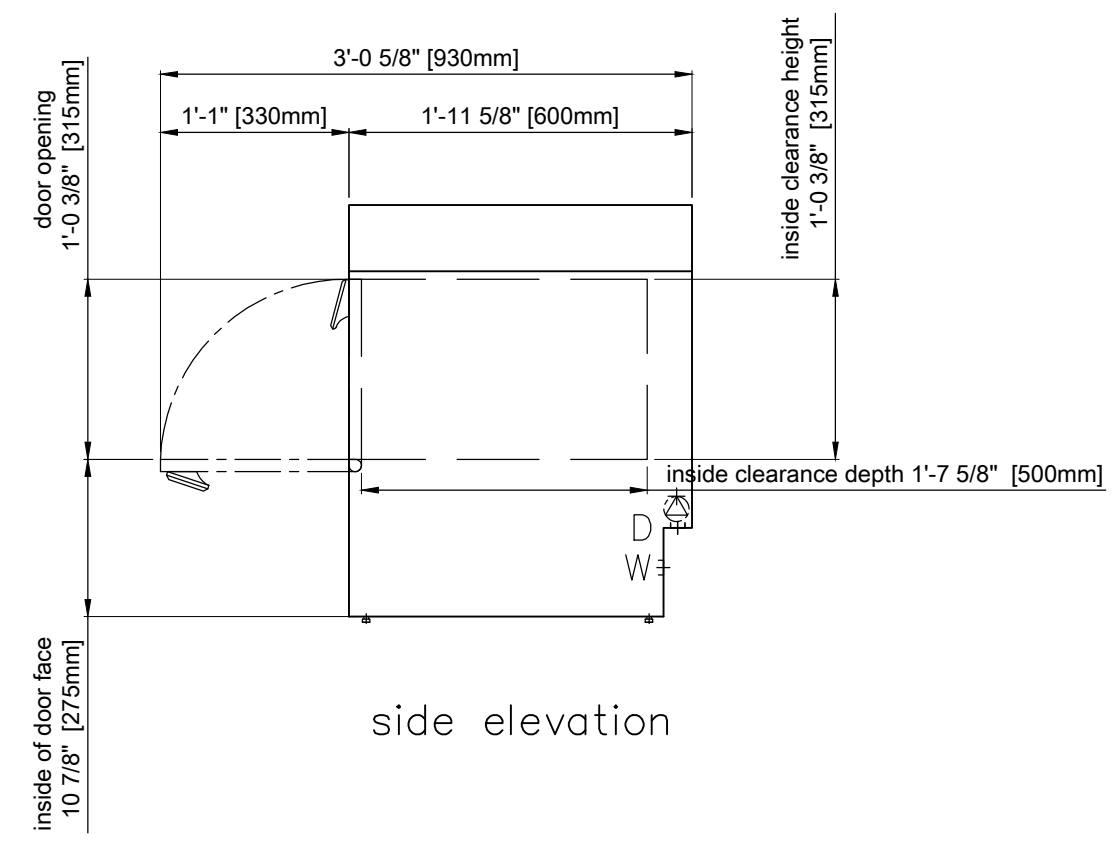
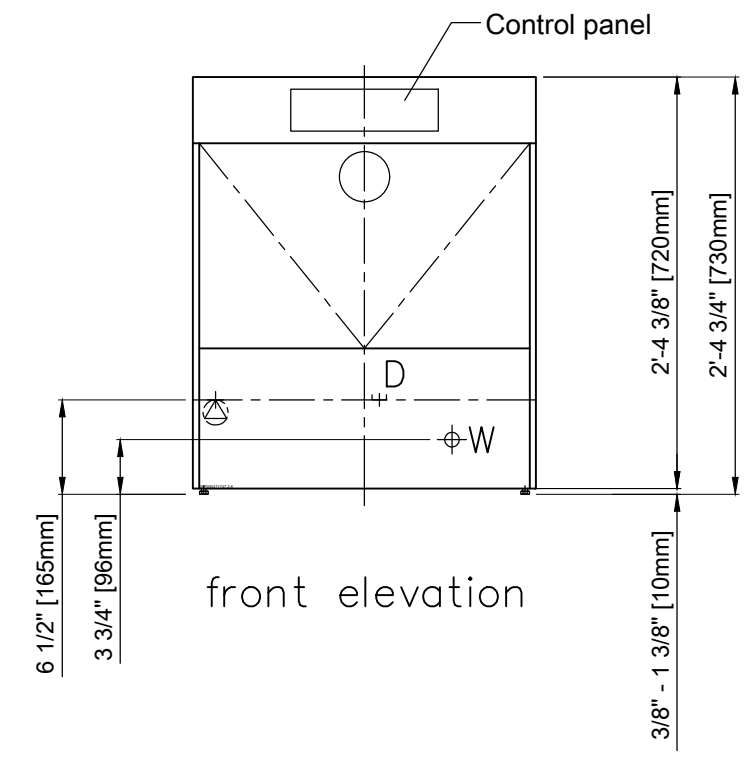
D

C

B

A

D	Requires indirect connection to 1-1/2" drain pipe (wall or floor). Supplied hose extends 4'7" from machine connection. Route to floor or wall drain. No area of drain line to exceed 24" (610mm) AFF.	1-1/2" drain pipe (wall or floor)
⚡	Electrical connection: 1 (one) terminal block. Incoming leads must be appropriately sized for electrical supply. Individual circuit breaker / disconnect with lockout / tagout strongly recommended (provided by others). 208V/230V/60Hz/3Ph max. rated current: 31.1 A / 35.0 A Supply must comply with all applicable local, national and international codes.	
W	Fresh water connection Requires hookup to 3/4" male garden hose fitting. Supplied hose extends 4'7" from machine connection. Incoming water temperature 140 °F / 60 °C Flow pressure Max. incoming water temperature 140 °F / 60 °C Water consumption 0.61 U.S.gals/cycle / 2.3 liters/cycle Recommended water hardness 1-3 grains per U.S. gal	3/4" garden hose fitting
FEATURES AND OPTIONS		
Detergent dispensing unit with empty indicator		
Final rinse dispensing unit		



GENERAL NOTES
All dimensions from floor are +/- 1/2" (13mm) due to adjustable feet. This drawing may not be copied, reproduced or distributed in any printed, electronic or machine-readable format without the advance permission of Meiko. This drawing is for information only and may not be used for competitive purposes. All rights reserved.

UTILITY NOTES
All aspects of the machine installation, including all utility connections, must comply with all applicable local and national codes. In most cases, actual utility connections may only be executed by a certified professional (electrician, plumber, etc.). All locations shown on this drawing represent actual utility connection locations and do not take into account local conditions. Connections inside the machine may require the installer to extend supply lines, use appropriate strain relief devices, etc. All utilities must function constantly without interruptions during operation. All aspects of the installation must be protected against freezing temperatures.

<p>MEIKO USA, INC. 1349 HEIL QUAKER BLVD. LA VERGNE, TN 37086 UNITED STATES OF AMERICA TEL: (615) 399-6600 FAX: (615) 399-6620 WEB: www.meiko.us © 2017 MEIKO USA, Inc. All rights reserved.</p> <p>It is neither allowed to give this drawing without our permission to a third party for information or reproduction, nor may it be used for competition purposes. We reserve all rights! Please note: This document is only valid in conjunction with the conditions defined in the document "Important remarks" 1 Can be requested from the manufacturer.</p>	Revision		
	Reference	DISHWASHER STANDARD DRAWING / USA	Type
Drawing-No.	S0009775	Order-No.	
Scale	1-1/2" = 1'-0"	drawn	25.01.2021 m-iplan
		checked	25.01.2021 m-iplan